

Job mobilities and family lives in Europe

First Belgian results

Facultés universitaires Saint-Louis,
Bruxelles

Bertrand Montulet
Michel Hubert
Philippe Huynen
Julien Piérart

Aims

- ✦ To examine job-related spatial mobility in Europe
- ✦ Focus on relevance, diversity, causes and consequences of mobility in terms of :
 - ✦ job career,
 - ✦ family development and family relations,
 - ✦ social integration,
 - ✦ quality of life and the subjective well-being.
- ✦ We will focus today on "job career" and "family"

Methodology

- ✦ A fully standardised cross-sectional survey
- ✦ Data for six countries (France, Germany, Spain, Switzerland, Poland and Belgium)
- ✦ Interviews carried out by survey institutes during summer 2007, by phone (CATI) (Except for Poland)
- ✦ Sonecom was the selected Belgian institute

Samples

- ✦ Universe : the residential population, aged between 25 and 54 years
- ✦ In Belgium, 1096 interviews of :
 - 699 non-mobile persons
 - 397 mobile persons
- ✦ Weighted sample : 813 cases :
 - 585 non-mobiles
 - 118 mobiles

Types of mobility

- ✦ « Long distance commuter » : More than one hour one way, to job, at least three times a week
- ✦ « Overnighter » : 60 nights, or more, spent outside home, for job-reasons, in the last year
- ✦ « Relocator » : Moving for job-reasons
- ✦ « Long distance relationship » : Partners living apart, at least one hour far from each other, for job-reasons

International comparison

★ Belgium a society of commuters

Whole samples Rounded %	Belgium	France	Germany	Spain	Switzer- land	Poland
MOBILE	15	14	15	12	11	11
Commuter	9	4	6	7	6	4
Overn./Relat.	3	4	4	2	2	3
Relocator	2	5	3	1	2	1
Multi-mobile	1	1	2	1	1	2
NON MOBILE	85	86	85	88	89	89
Ex-mobile	24	35	32	36	39	23
Rejector	8	6	6	9	6	6
Unchallenged	54	45	47	43	44	59

Belgians' mobilities

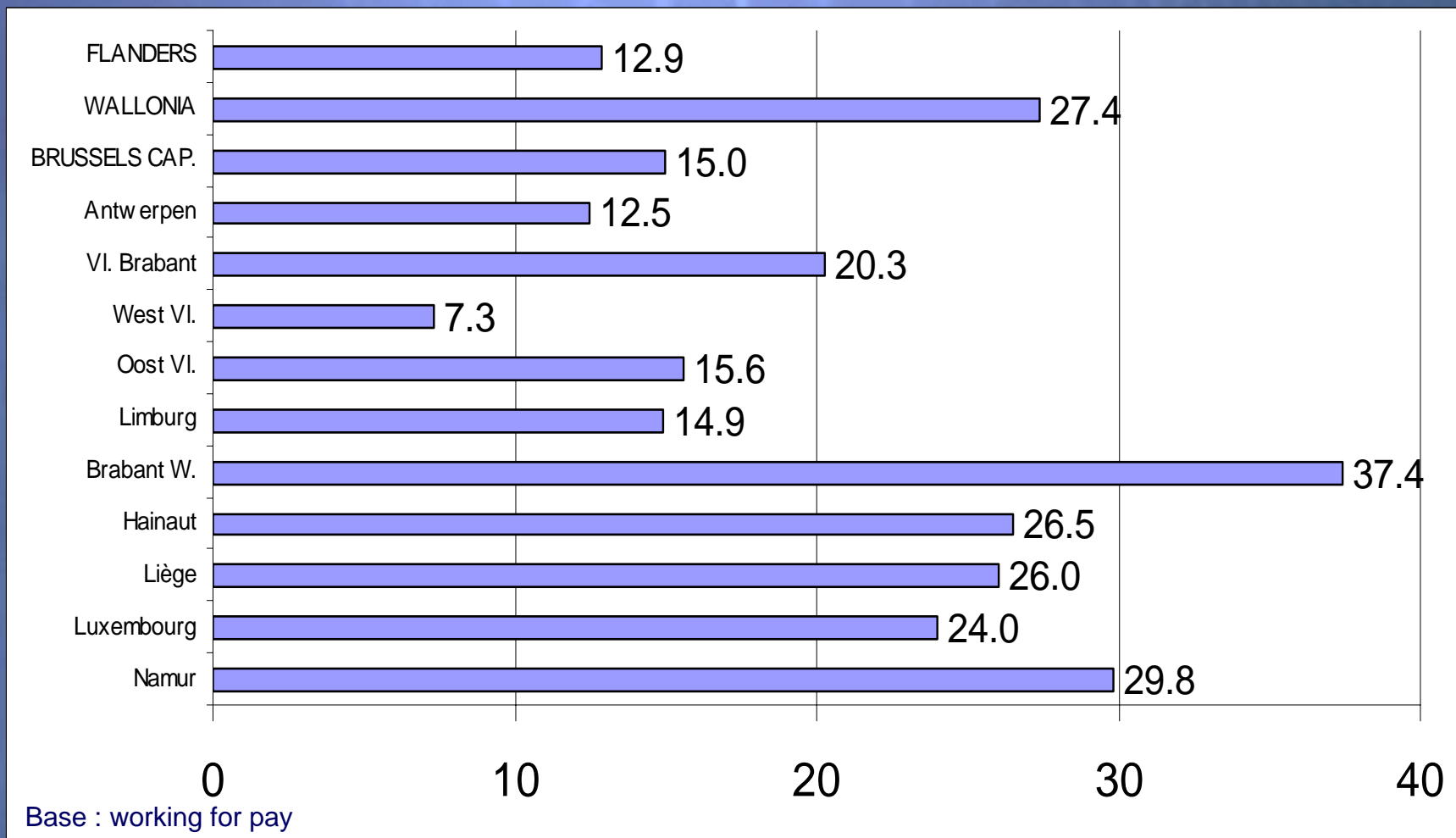


Age, education, income

- ✦ There's no highly significant links with mobility, but...
- ✦ Experiencing mobility appears to be related to...
 - ✦ Being younger (25-34), as in the European database
 - ✦ Having a university degree
 - ✦ Having a monthly income of €2901-4500

Regions and provinces

★ More mobile people in Wallonia



Jobs and mobility (1/2)

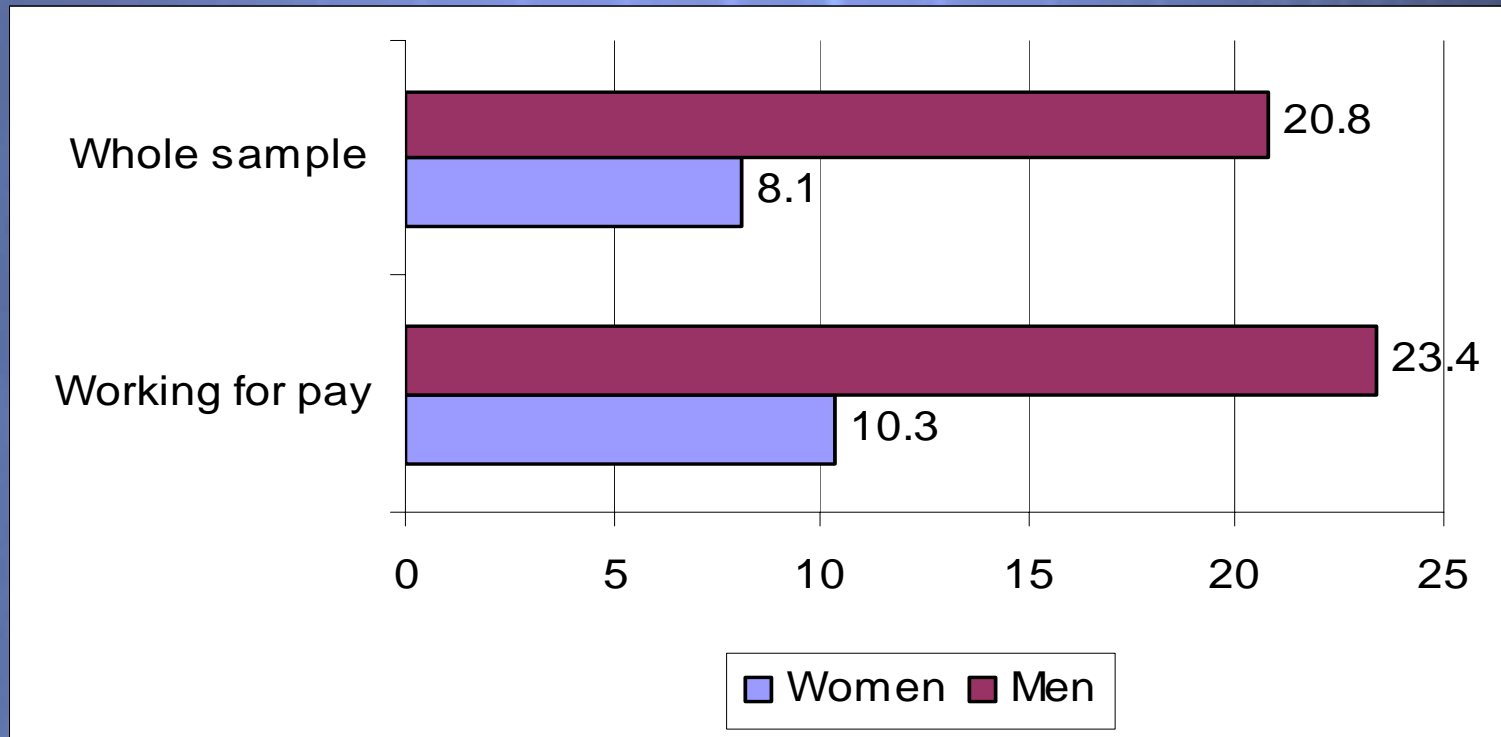
- ✦ No links between employment and mobility
- ✦ Highest rates of mobile people :
communication (33%), civil services (26%)
and construction (26%)
- ✦ Lowest rates : social work (8%), commerce
(8%) and "education and sciences" (9%)
sectors
- ✦ Mobile workers work in more international
companies.

Jobs and mobility (2/2)

- No statistical significant links between mobility and hierarchical status
- No significant links between mobility and contract duration, but...
 - more mobile people work more than 43 hours / week
 - and non-mobiles more often have half-time contracts or less
- More people showing dissatisfaction about their job among the mobiles

Mobility and gender

★ Men are more mobile than women



Mobility and couples

- ✦ Mobile workers live more often (13%) with mobile partner than non-mobile workers (5%)
- ✦ No link between mobility and stable relationship, but...
less married people among the mobiles than among the non-mobiles

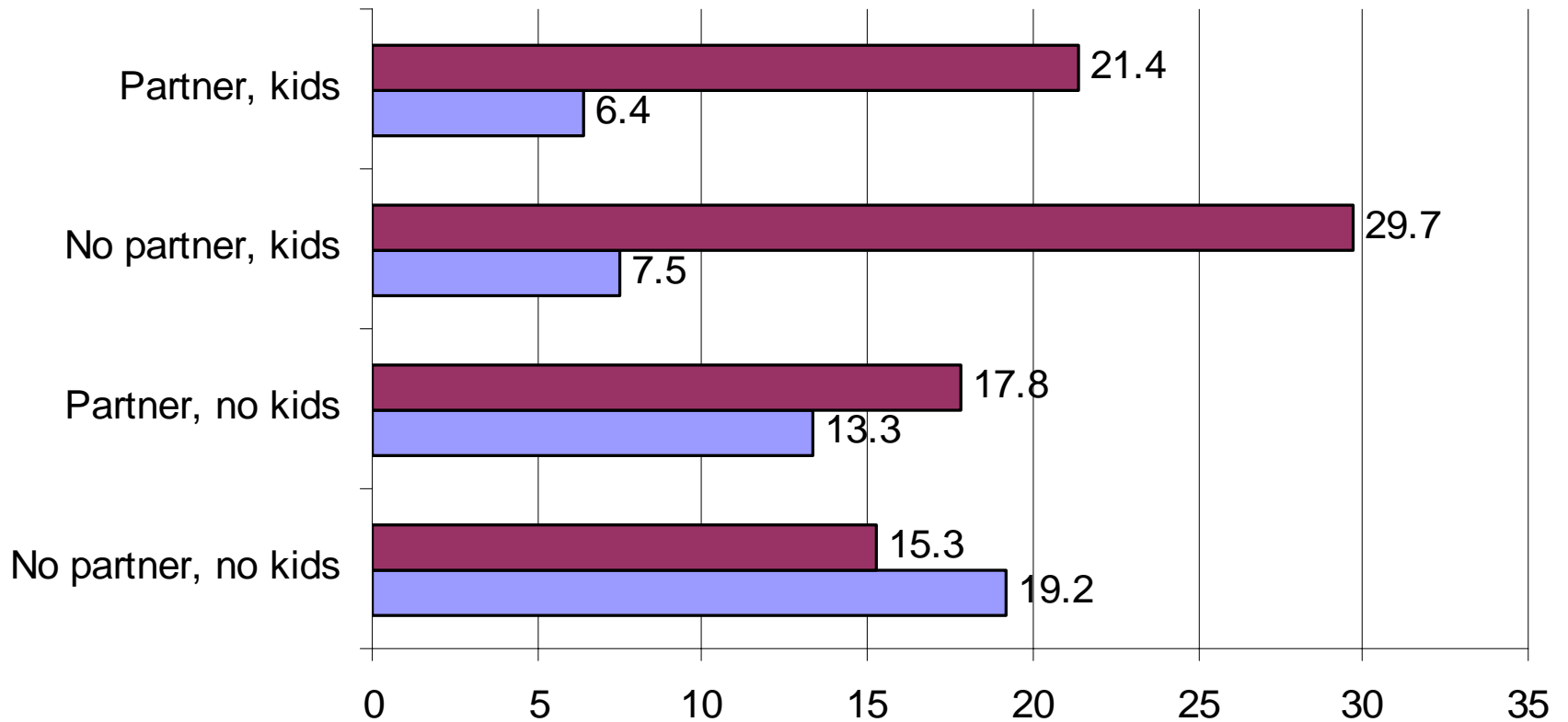
Private life

★ “In your leisure time, do you have most activities together with your partner ?”

Number of workers who “fully agree” with the statement is lower among the Mobiles (34%) than among the Non-mobiles (52%).

Are mobile less “fusional” ?

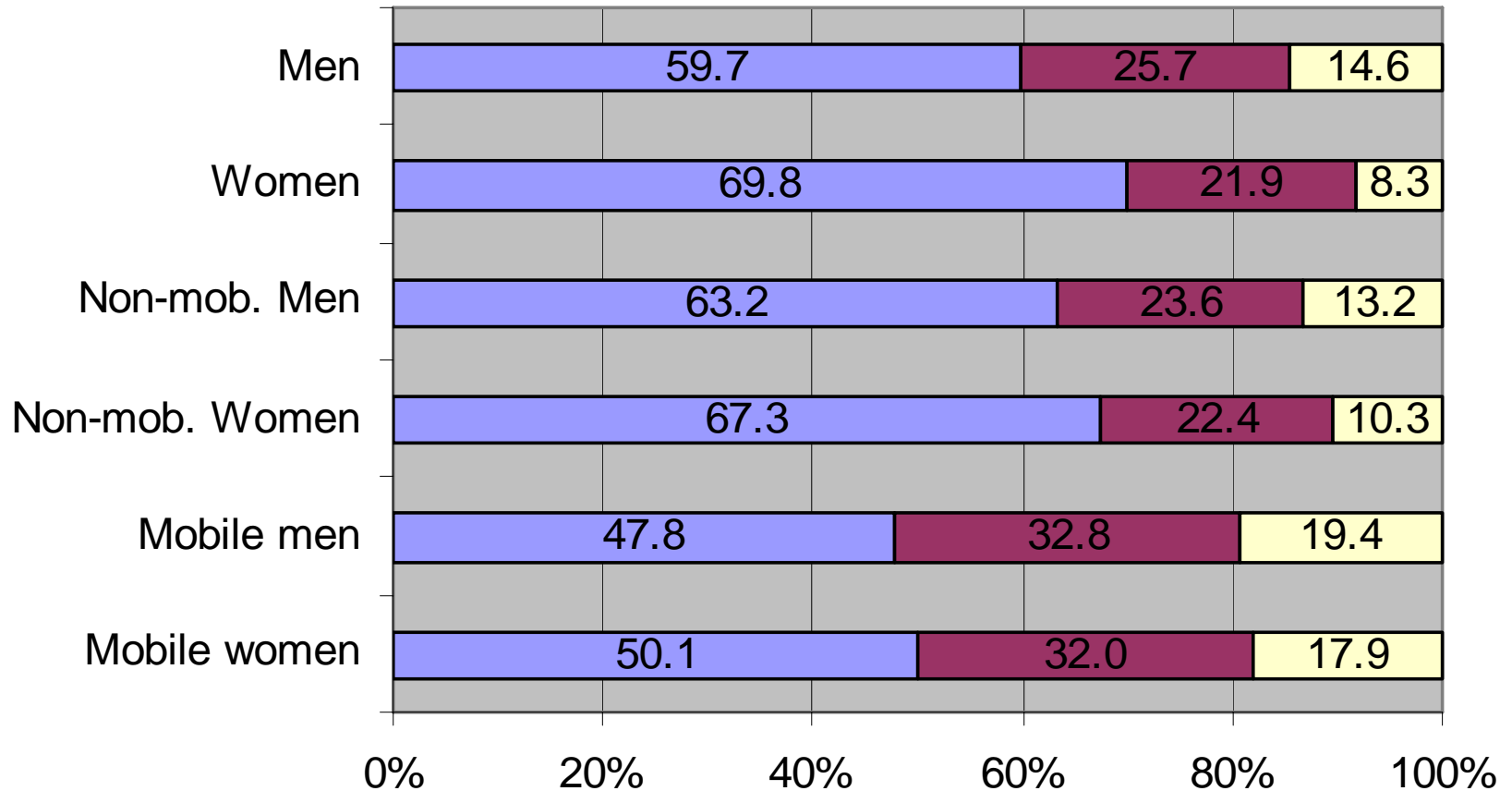
Mobile living & raising children



Base : whole sample

Women Men

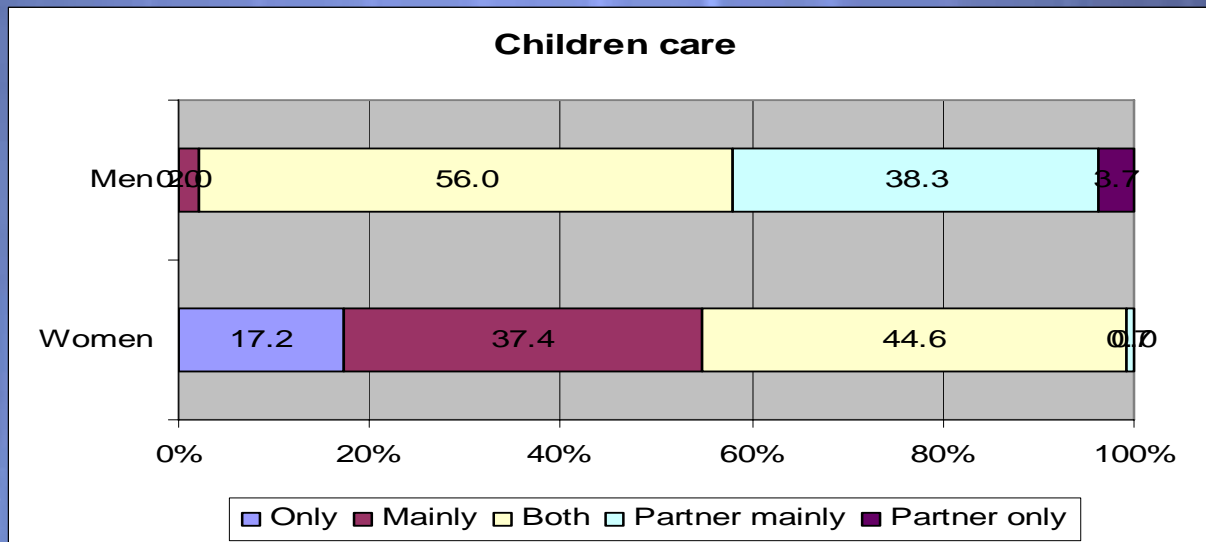
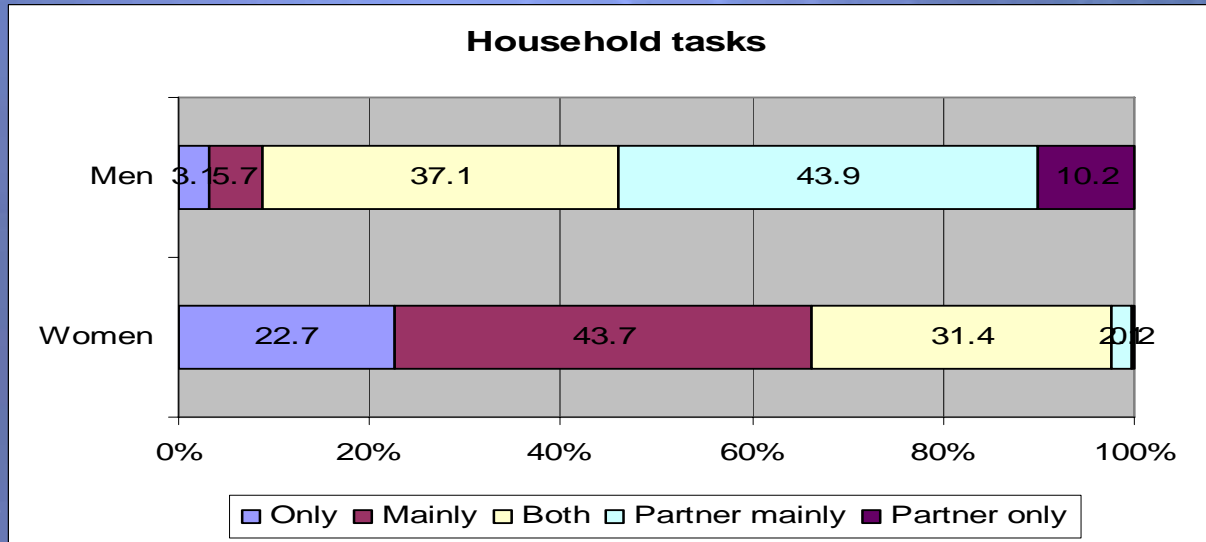
Family / work as vital concerns



Base : working for pay

Family Both Work

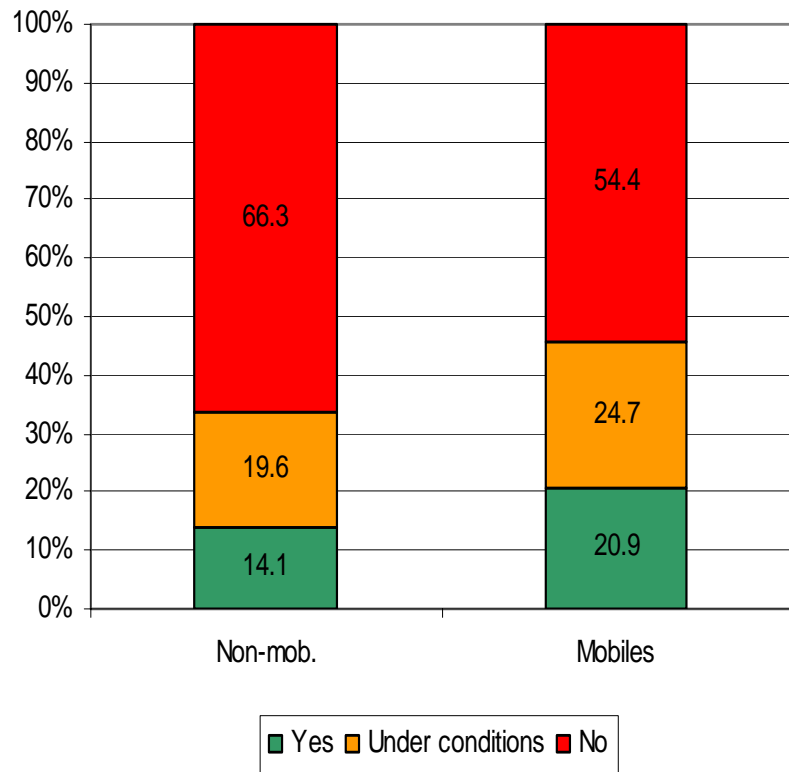
Household, children



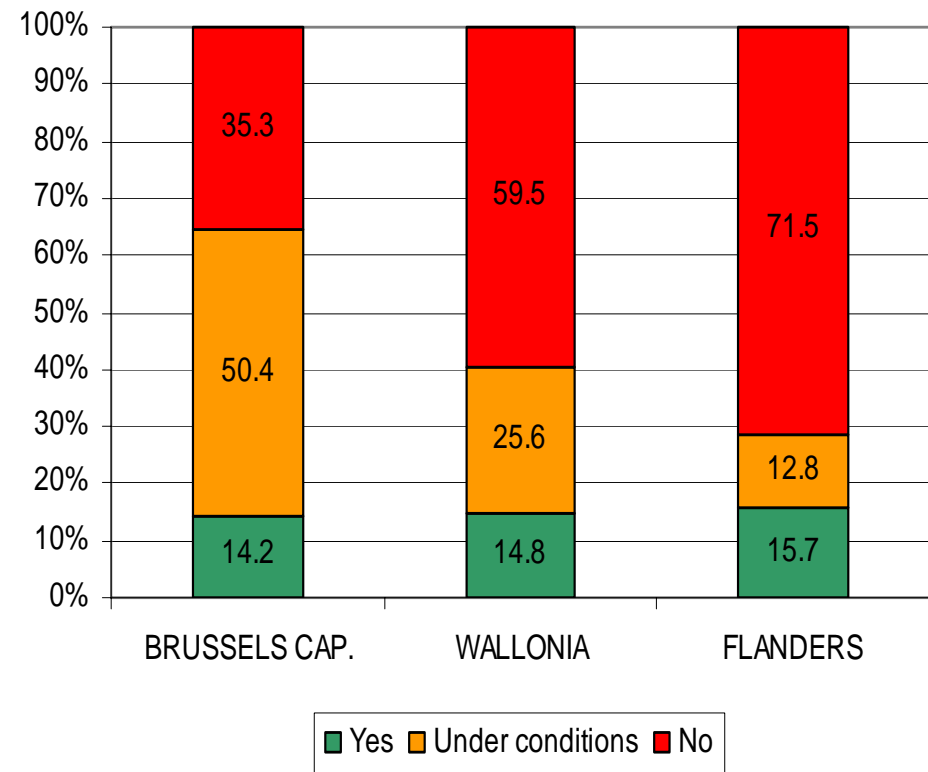
Interrupting job career or working less to be available for the family ?

- ★ More people “stop or interrupt their job for more than one year to take care for family members” among Non-mobiles (23%) than among Mobiles (11%)
9 people out of 10 are women
- ★ More people “have ever reduce their work hours or work load” for the same reason among mobile (31%) than among non-mobile(20%).
Women are yet the one who stop more often

Willingness to move to another Region



Base : working for pay



Base : working for pay

Space attachment and mobility

✦ Non-mobiles are more attached than mobiles

	Mobiles	Non-mobiles
Home	76.9 %	86.1 %
Region	67.0 %	81.1 %
Europe	73.1 %	82.6 %

Base : working for pay

Conclusion

- ✦ What is desirable concerning the relations between job spatial mobility and family regarding :
 - Mobility ideological discourses
 - Job market demands
 - Inequality between women and men
 - Attachment to local/social roots
- ✦ What is realizable and how to do it ?

Discussion

- ✦ Mme Anissa Bencheekroun, Responsable des relations internationales ACTIRIS
- ✦ Mme Myriam Gérard, Secrétaire régionale bruxelloise de la CSC/ACV
- ✦ Mme Thérèse Snoy, Députée fédérale Ecolo
- ✦ Mr Denis Lambert, Directeur général de la Ligue des Familles